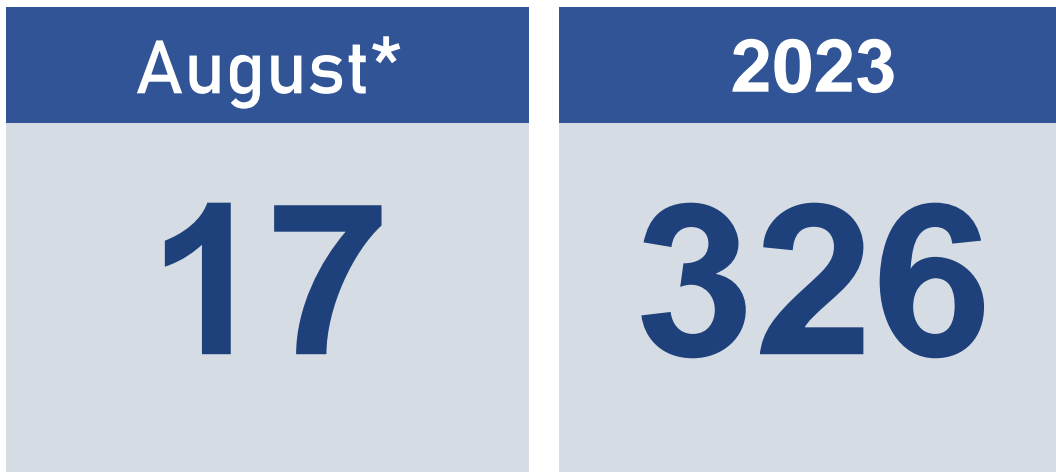


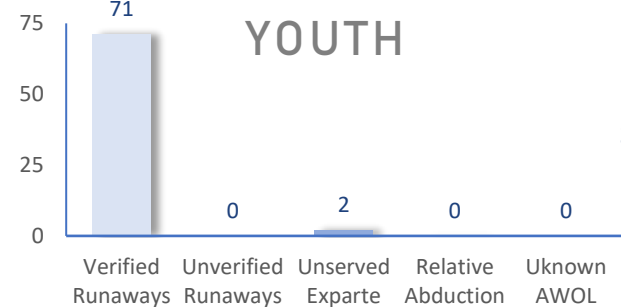
The following statistics show the status and demographics of absent Kansas foster youth and track DCF's successful recovery efforts.

## RECOVERED YOUTH

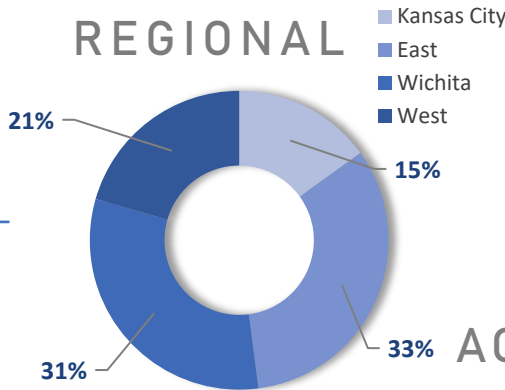


\*A youth may be recovered more than once per month.

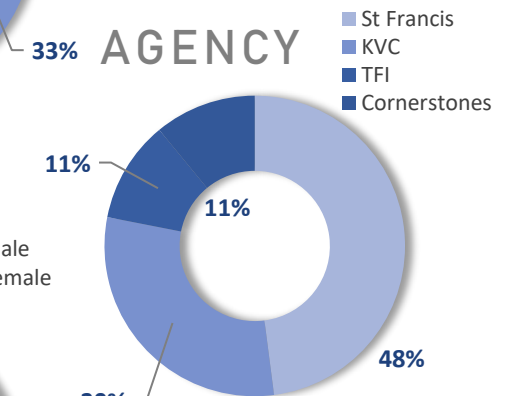
## CURRENT AWOL YOUTH



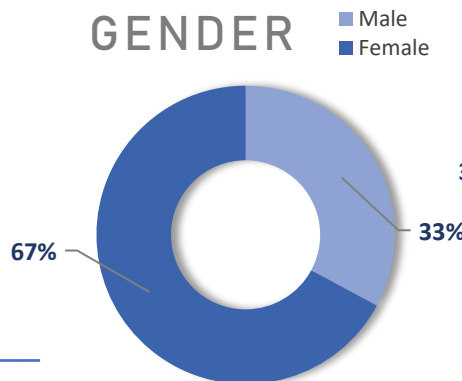
## REGIONAL



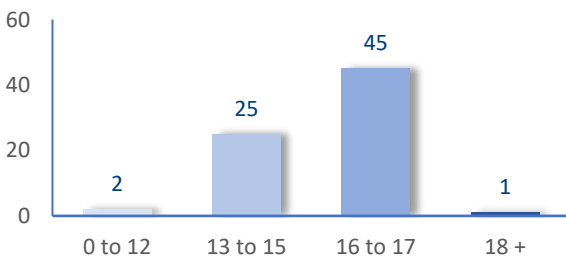
## AGENCY



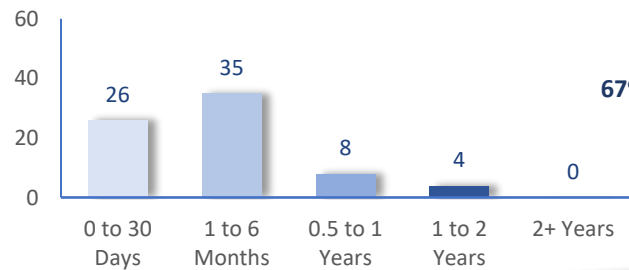
## GENDER



## AGE



## TIME



## DAILY AWOL YOUTH

# 2023

May		June		July		August	
DATE	# AWOL	DATE	# AWOL	DATE	# AWOL	DATE	# AWOL
1	50	1	73	3	70	1	67
2	55	2	72	5	73	2	67
3	56	5	75	6	73	3	68
4	57	6	76	7	69	4	68
5	58	7	71	10	72	7	68
8	60	8	72	11	73	8	73
9	62	9	70	12	73	9	73
10	59	12	74	13	75	10	
11	59	13	72	14	69	11	
12	59	14	75	17	70	14	
15	63	15	70	18	73	15	
16	65	16	66	19	73	16	
17	66	17	69	20	73	17	
18	68	19	70	21	71	18	
19	65	20	70	24	72	21	
22	67	21	70	25	74	22	
23	68	22	69	26	72	23	
24	68	23	68	27	71	24	
25	67	26	67	28	70	25	
26	69	27	68	31	69	28	
30	65	28	67			29	
31	69	29	68			30	
		30	67			31	